

Childcare Sufficiency Assessment (CSA)

THURROCK

September 2020

COPYRIGHT

**Greater London Authority
November 2017**

Template Published by
Greater London Authority
City Hall
The Queen's Walk
More London
London SE1 2AA
www.london.gov.uk
Enquiries 020 7983 4100
Mincom 020 7983 4458
ISBN
Photographs ©

CONTENTS

1. Overall assessment and summary	4
2. Demand for childcare	7
3. Supply of childcare	8
4. Funded early education	17
5. Economic regeneration & new housing	20
6. Prices	23
7. Quality of childcare in our area	24
8. COVID 19	25
9. Methodology	28

1. Overall assessment and summary

Thurrock Council is required by law to ‘report annually to elected council members on how they are meeting their duty to secure sufficient childcare, and make this report available and accessible to parents’. The Council has prepared this report in order to meet this duty¹.

Having sufficient childcare means that families are able to find childcare that meets their child’s learning needs and enables parents to make a real choice about work and training. This applies to all children from birth to age 14, and to children with disabilities. Sufficiency is assessed for different groups, rather than for all children in the local authority.

We use information about childcare sufficiency to plan our work supporting the local childcare economy.’

Overall sufficiency in our area

With the National Census being undertaken in 2021, this will give an opportunity to gain ward level population of children broken down into ages to compare with ward level childcare places.

2 year old Entitlement

There are currently sufficient 2 year entitlement places offered by Thurrock childcare providers. The providers understand the importance of the two year entitlement and what it offers to the most disadvantaged children in Thurrock, enabling them to thrive and achieve, as their peers.

2 year entitlement access, especially in the summer term, can be limited due to parents wishing to stay on waiting lists for their preferred provider, despite places available with other suitable, quality providers.

Universal Entitlement - All 3 & 4 year olds.

We have not received any parental feedback that parents cannot gain a places for their child’s universal entitlement. There still are parents who do not wish their child to access early years education and childcare, by exercising their right to choose for their child not to participate in this non-statutory offer.

30 Hours Entitlement for children of working parents

The access to the additional 15 hours of entitlement funded hours for working parents of 3 & 4 year olds, pre-COVID 19 is on an upward trend.

Schools are slower to offer the 30 hours for working parents. The Council is hopeful to have some advocates to encourage other school early years providers to participate in this offer.

¹ Statutory guidance on Early Education and Childcare, effective from 1 September 2018. The wording of the 2014 statutory guidance, effective until this date, is identical.

With the expected growth of residential housing particularly in Chadwell St Mary, Corringham, Fobbing, East Tilbury and Orsett wards in the next 5 years, and strategic development around the Lakeside/Purfleet areas, it is imperative that early years education and childcare places out of school wrap around and holiday care, are all considered alongside primary and secondary pupil places for working parents and to meet the Council's sufficiency obligations.

In some areas of Thurrock we have limited atypical hours to offer parents. The local regional shopping centre is open seven days a week, opening as early as 8.00am on some days, and closing as late as 10.00pm. There is scope for supporting these parents to access work, particularly if they have no wider family or friends to help out. Other local employers offer shift or weekend work, which are based in Thurrock, who offer parents employment opportunities.

The majority of schools now offer at least a breakfast club, although this tends to be for the reception age children upwards, despite offering nursery provision. This may be a cultural mind-set that teachers do not participate in the classroom before or beyond the traditional school day. The availability of appropriate staff outside this core time is challenging to some, while others embrace the challenge to overcome the barriers for parents to find suitable childcare to enable access to work or training.

Some areas of Thurrock, such as Aveley Village, do not have access to after school/holiday provision other than limited childminder places. Anecdotally, it has been reported that parents in Aveley Village who work, or are in full time training or education, choose their primary school with this in mind. It would be advisable that any childcare provider who intends to develop an out of school provision in such areas liaise with their local school to determine demand for this type of provision.

Most childminders offer the wrap around care to the school day where their capacity permits, however, some childminders prefer not to offer holiday childcare if they are caring for their own children, particularly if their own children are older.

Most childcare providers in Thurrock practice inclusion in their practice, however, the barrier still remains in some instances, particularly with providers offering a limited number of places where additional support is necessary, which may impact on care and learning, given to other children in their provision.

We are currently exploring strategies to assist working parents of disabled children to access out of school provision, while alleviating additional demands on parents and providers.

Thurrock Council will continue:

- 1.1 *To support further early years & childcare development across the borough where re-generation and new housing is taking place.*
- 1.2 *To consider early education future needs before decision are taken in relation to capital assets across the Local Authority*

- 1.3 *To support sessional providers to offer, or access wrap around care in partnership, for working parents*
- 1.4 *To encourage providers including schools to participate in the 30 hours entitlement offer to enable more working parents to access their full entitlement.*

2. Demand for childcare

Population of early years children

In total, there are 13,195* children under the age of five living in our local authority. These children may require early years childcare.

Numbers by age

Age	Number of children
Age 0	2544
Age 1	2623
Age 2	2738
Age 3	2696
Age 4*	2594

* Some four-year-olds will have started reception

Population of school age children

In total there are 18,015 children aged 5-11, and 6645 children aged 12-14 living in our local authority. These children may require childcare before and after school, and/or during the school holidays.

Numbers by age

Age	Number of children
Age 5	2626
Age 6	2692
Age 7	2659
Age 8	2492
Age 9	2484
Age 10	2624
Age 11	2438
Age 12	2273
Age 13	2246
Age 14	2126

Changes to population of children in our area

Since 2016, population of early years children has increased by 2.79%.

Since 2016, population of school age children to age 14 has increased by 9.90%.

Since 2016, population of school age children to age 16 has increased by 9.32%.

Number of children with special educational needs and disabilities

Children with special education needs and disabilities (SEND) are entitled to support with childcare up to the age of 18 (age 14 for children who do not have a special need or disability). The number of children with an Education, Health and Care (EHC) plan in our local authority is:

Age	Number of children
-----	--------------------

Birth to school age	61
Primary school (reception to year six)	724
Secondary school (year seven to thirteen)	764

Children's needs change over time and are identified at different ages. Among the youngest children, SEND may only be identified when they start in childcare or school, and it can take some time from problems being identified to an EHC plan being issued. It is therefore possible that the number of children with SEND aged 0-4 is an underestimate. Some children have SEN but do not have an EHC plan.

3. Supply of childcare

Number of early years providers and places

In total, there are **254** childcare providers in our local authority, offering a maximum of **3786** early years early education and childcare registered places:

Specific 2 year old entitlement children places offered by providers eligible to deliver these places.

Ward	Total plcs offered by ward Spring 2020	Spring 2020 Target based on March 2020 DWP	Surplus/ Deficit in priority order March 2020 DWP	Outstanding developments not yet realised	Suplus/Deficit Mitigated by
Tilbury Riverside & Thurrock Park	49	80	-31	0	*see Chadwell St Mary
Belhus	42	58	-16	0	see Ockendon
The Homesteads	4	7	-3	0	see SLHW & SECT
Orsett	6	8	-2	0	
Tilbury St Chads	64	64	0	11	
Corringham & Fobbing	13	12	1	0	
Little Thurrock Blackshots	21	16	5	0	see Stifford Clays
W Thurrock, South Stifford	80	75	5	0	
East Tilbury	49	42	7	0	
Aveley & Uplands	50	41	9	0	
Stifford Clays	22	13	9	0	see Little Thurrock Blackshots
Chafford & North Stifford	31	20	11	0	
Grays Riverside	102	87	15	0	

Stanford East & Corr Town	48	32	16	0	see The Homesteads
Little Thurrock Rectory	40	21	19	0	
Ockendon	63	44	19	0	see Belhus
Grays Thurrock	67	45	22	0	
South Chafford	44	17	27	0	
Stanford le Hope West	48	20	28	0	see The Homesteads
Chadwell St Mary	100	69	31	0	See Tilbury Riverside/Thurrock Park
Total	943	771			

Place surplus for Spring 2020

172

Total Developments to be realised

11

Place surplus for Spring 2020 including developments to be realised

183

% of March 2020

DWP places

available for Spring 2020 **122.3**

1

*There is also a childcare provision in development in the Tilbury Riverside & Thurrock Park ward not yet Ofsted registered so is not included in place development figures.

Childminders*

Ward	Number of providers	Number of registered places	0-2 years registered places	2-3 years registered places	3-5 years registered places	Total 0-5 years registered places
Aveley & Uplands	6 (4)	21 (9)	7 (3)	5 (3)	9 (3)	21 (9)
Belhus	3 (2)	9 (0)	3 (0)	2 (0)	4 (0)	9 (0)
Chadwell St Mary	3 (6)	8 (12)	2 (4)	2 (1)	4 (7)	8 (12)
Chafford and North Stifford	17 (5)	69 (3)	16 (1)	24 (1)	29 (1)	69 (3)
Corringham & Fobbing	1 (2)	6 (6)	2 (2)	1 (1)	3 (3)	6 (6)
East Tilbury	4 (1)	13 (3)	4 (1)	2 (1)	7 (1)	13 (3)

Grays Riverside	11	(3)	31 (5)	11 (2)	5 (1)	15 (2)	31 (5)
Grays Thurrock	7	(4)	22 (6)	7 (2)	7 (2)	8 (2)	22 (6)
Little Thurrock Blackshots	8	(5)	30 (9)	10 (3)	7 (2)	13 (4)	30 (9)
Little Thurrock Rectory	3	(3)	9 (3)	3 (1)	2 (1)	4 (1)	9 (3)
Ockendon	8	(4)	30 (9)	10 (3)	7 (1)	13 (5)	30 (9)
Orsett	5	(0)	19 (0)	6 (0)	3 (0)	10 (0)	19 (0)
South Chafford	11	(4)	39 (9)	14 (3)	12 (1)	13 (5)	39 (9)
Stanford East Cor Town	5	(2)	11 (5)	4 (3)	3 (1)	4 (1)	11 (5)
Stanford le Hope West	2	(4)	16 (10)	6 (4)	3 (2)	7 (4)	16 (10)
Stifford Clays	4	(0)	14 (0)	6 (0)	2 (0)	6 (0)	14 (0)
The Homesteads	5	(0)	21 (0)	7 (0)	6 (0)	8 (0)	21 (0)
Tilbury Riverside & Thurrock Park	2	(4)	6 (7)	2 (3)	1 (1)	3 (3)	6 (7)
Tilbury St Chads	1	(1)	3 (3)	1 (1)	1 (1)	1 (1)	3 (3)
West Thurrock South Stifford	11	(4)	34 (11)	12 (4)	11 (3)	11 (4)	34 (11)
Total	117		411 (110)	133 (40)	106 (23)	172 (47)	411 (110)

() data shown in brackets denotes those childminders not delivering entitlement and their places, but registered for 0-5 children.

bPrivate, Voluntary and Independent Nurseries & Pre-schools

<i>Ward</i>	<i>Number of providers</i>	<i>Number of registered places</i>	<i>0-2 years registered places</i>	<i>2-3 years registered places</i>	<i>3-5 years registered places</i>	<i>Total 0-5 years registered FTE Places**</i>
Aveley & Uplands	3	116	9	29	78	116
Belhus	2	66	12	18	36	66
Chadwell St Mary	5	210	33	74	103	210
Chafford and Nth Stifford	2	148	21	35	92	148
Corringham & Fobbing	1	26	0	1	18	19**
East Tilbury	2	150	12	39	91	142**
Grays Riverside	4	221	30	74	117	221
Grays Thurrock	4	172	44	77	51	172
Little Thurrock Blackshots	1	32	0	6	26	32
Little Thurrock Rectory	2	90	0	22	58	80**
Ockendon	3	143	9	38	80	127**
Orsett	1	26	0	0	16	16**
South Chafford	2	158	42	26	90	158
Stanford East Cor Town	5	191	0	44	134	178**
Stanford le Hope West	5	185	37	46	109	192**
Stifford Clays	1	46	0	11	30	41**
The Homesteads	0	0	0	0	0	0
Tilbury Riverside &	2	105	12	23	70	105

Thurrock Park						
Tilbury St Chads	2	75	15	25	35	75
West Thurrock Sth Stifford	4	226	36	60	130	226
Total	51	2386	311	648	1364	2323**

** Not all providers open for 5 days per week and therefore the total number of places available (expressed as registered place equivalent) does not equate to the providers number of registered places in relevant wards).

Nursery Classes in Schools

Ward	Number of providers	Number of registered places	0-2 years registered places	2-3 years registered places	3-5 years registered places	Total
Aveley & Uplands	2	56	0	0	56	56
Belhus	4	104	0	0	104	104
Chadwell St Mary	0	0	0	0	0	0
Chafford and North Stifford	1	52	0	0	52	52
Corringham & Fobbing	1	40	0	6	34	40
East Tilbury	0	0	0	0	0	0
Grays Riverside	1	52	0	0	52	52
Grays Thurrock	3++	76	3	18	55	76
Little Thurrock Blackshots	1	26	0	0	26	26
Little Thurrock Rectory	1	30	0	0	30	30
Ockendon	2	52	0	0	52	52
Orsett	1	35	5	6	24	35
South Chafford	3	78	0	0	78	78

Stanford East Cor Town	1	30	0	6	24	30
Stanford le Hope West	1	30	0	0	30	30
Stifford Clays	1	36	0	7	29	36
The Homesteads	0	0	0	0	0	0
Tilbury Riverside & Thurrock Park	2	78	0	0	78	78
Tilbury St Chads	1	52	0	0	52	52
West Thurrock South Stifford	2	52	0	0	52	52
Total	28	879	8	43	828	879

++ Included in this figure is a private provider working with the school to deliver early years places 0-2 years complementing the school offer.

Total All Providers

Ward	Number of providers	Number of registered places	0-2 years registered places	2-3 years registered places	3-5 years registered places	Total 0-5 years Registered Places
Aveley & Uplands	11 (4)	193 (9)	16 (3)	34 (3)	143 (3)	193 (9)
Belhus	9 (2)	179 (0)	15 (0)	20 (0)	144 (0)	179 (0)
Chadwell St Mary	8 (6)	218 (12)	35 (4)	76 (1)	107 (7)	218 (12)
Chafford and North Stifford	20 (5)	269 (3)	37 (1)	59 (1)	173 (1)	269 (3)
Corringham & Fobbing	3 (2)	72 (6)	2 (2)	8 (1)	55 (3)	65** (6)
East Tilbury	6 (1)	163 (3)	16 (1)	41 (1)	98 (1)	155** (3)
Grays Riverside	16 (3)	304 (5)	41 (2)	79 (1)	184 (2)	304 (5)

Grays Thurrock	14 (4)	270 (6)	54 (2)	102 (2)	114 (2)	270 (6)
Little Thurrock Blackshots	10 (5)	88 (9)	10 (3)	13 (2)	65 (4)	88 (9)
Little Thurrock Rectory	6 (3)	129 (3)	3 (1)	24 (1)	92 (1)	119** (3)
Ockendon	13 (4)	225 (9)	19 (3)	45 (1)	145 (5)	209** (9)
Orsett	7 (0)	80 (0)	11 (0)	9 (0)	50 (0)	70** (0)
South Chafford	16 (4)	275 (9)	56 (3)	38 (1)	181 (5)	275 (9)
Stanford East Cor Town	11 (2)	232 (5)	4 (3)	53 (1)	162 (1)	219** (5)
Stanford le Hope West	8 (4)	231 (10)	43 (4)	49 (2)	146 (4)	238** (10)
Stifford Clays	6 (0)	96 (0)	6 (0)	20 (0)	65 (0)	91** (0)
The Homesteads	5 (0)	21 (0)	7 (0)	6 (0)	8 (0)	21 (0)
Tilbury Riverside & Thurrock Park	6 (4)	189 (7)	14 (3)	24 (1)	151 (3)	189 (7)
Tilbury St Chads	4 (1)	130 (3)	16 (1)	26 (1)	88 (1)	130 (3)
West Thurrock South Stifford	17 (4)	312 (11)	48 (4)	71 (3)	193 (4)	312 (11)
Total	196 (58)	3676 (110)	453 (40)	797 (23)	2364 (47)	3614 (110)

() data shown in brackets denotes those childminders not delivering entitlement and their places, but registered for 0-5 children.

** Not all providers open for 5 days per week and therefore the total number of places available (expressed as registered place equivalent) does not equate to the providers number of registered places in relevant wards).

The data in these tables were correct on: 31 March 2020

* Some childminder places may also be available for older children.

For private, voluntary and independent nurseries and childminders, the number of registered places represents the maximum number of children who can be on the premises at any given time. In practice, some providers choose to operate below their number of registered places.

Children may attend childcare full time or part time. This table records places for children who are attending full time, or for as many hours as the setting is open. In some cases, two or more children attending part time may use one full time equivalent place. For example, one child may attend in the morning and one child may attend in the afternoon.

There are no Maintained Nursery Schools in Thurrock.

Early years atypical hours

Childcare is most commonly delivered during the typical working day – between 8am and 6pm on weekdays. Some parents require childcare outside these times in order to fit with their work or other responsibilities.

The number of providers offering childcare for atypical hours in our local authority is:

Type of provision	Number of providers	Available before 8am weekdays	Available after 6pm weekdays	Available weekends ²	Offer Overnight Care
Childminders	137	51	51	13	13
Nursery classes in schools with BC/AS	27	10	3	0	0
Private, voluntary and independent nurseries	30	13	13	0	0

+ Of those providers supplying this information

¹ This includes availability at any time during the weekend, not necessarily for the whole weekend

Number of school age providers and places

In total, there are **198** providers of childcare for school age children during term time, and **121** providers of childcare for school age children during the holidays. Of the total number, **171** childminders may provide care for school age children during term time.

Type of provision	Number of providers	Number of registered places
Breakfast club – Primary school	34	973
Breakfast club – Secondary school	0	0
Breakfast care Childminders*	113	367
Breakfast club -Private and Voluntary and Independent Providers (PVI's)	14	433
Total Breakfast Care	161	1773

After-school club – Primary school	14	470
After-school club – Secondary school	0	0
After School care - Childminders*	169	534
After school club - Private and Voluntary and Independent Providers	15	466
Total After School Care	198	1470
Holiday club - Primary school	3	100
Holiday club - Secondary school	0	0
Holiday care - Childminders*	107	366
Holiday club - Private and Voluntary and Independent Providers	11	387
Total Holiday Care	121	853

* Childminder data is difficult to break down in to specific places for breakfast, afterschool due to lack of meaningful response numbers from this group of providers to Provider Audit requests. We can assume that if a childminder only offers term time care, this will reduce the number of holiday care places offered and is shown as such.

Tracking supply of childcare for school age children is difficult because not all of this type of provision is registered with Ofsted. It is possible that we have under-counted the provision of breakfast and afterschool clubs and holiday clubs. Parents may also use provision which is not considered ‘childcare’, for example sports or arts clubs after school or in the holidays.

School age atypical

Childcare is most commonly delivered during the typical working day – between 8am and 6pm on weekdays. Some parents require childcare outside these times in order to fit with their work or other responsibilities.

The number of providers offering childcare for atypical hours in our local authority is:

<i>Type of provision</i>	<i>Number of providers</i>	<i>Available before 8am weekdays</i>	<i>Available after 6pm weekdays</i>	<i>Available weekends³</i>
Breakfast club – primary school	44	31	N/A	0
After-school club – primary	29	N/A	13	0
Breakfast club – secondary school	0	0	N/A	0
After-school club – secondary school	0	N/A	0	0
Holiday club	14	9	8	0
Childminders- EYS	175	25	50	11
Primary		15	8	11

³ This includes availability at any time during the weekend, not necessarily for the whole weekend

4. Funded early education

Introduction to funded early education

Some children are entitled to free childcare, funded by the government. These entitlements are for minimum of 38 weeks per year.

- All children aged 3 and 4 are entitled to 15 hours per week until they start reception class in school
- Children aged 3 and 4, where both parents are working or from lone parent families where that parent is working, are entitled to 30 hours per week until they start reception class in school⁴
- Children aged 2 whose families receive certain benefits (including low income families in receipt of in-work benefits), or those who meet additional non-economic criteria, are entitled to 15 hours per week. Nationally, about 40% of 2 year olds are entitled to this offer, but the proportion varies by area.

Parents do not have to use all the hours of their funded entitlement. They may choose to split them between providers. With the agreement of their provider, parents may also spread them across the year – for example, rather than taking 15 hours for 38 weeks a year they could take just under 12 hours for 48 weeks a year.

Supply of early education and childcare places entitlement places

In total, there are **196** childcare providers in our local authority, offering a maximum of **3676** early years early education and childcare entitlement places:

Proportion of 2-year-old children eligible through financial criteria entitled to funded early education as at 31 March 2020

In our local authority, 28.16 % of 2 year olds were entitled to funded early education as at 31 March 2020.

From Summer Term 2019 to end of Spring Term 2020 a total of 1786 eligible children accessed 2 year old entitlement funded places.

Take up of funded early education

The proportion of eligible children taking up their funded place (for at least some of the available hours) in our local authority is:

Breakdown of funded early education take up by age of children

Age	% of eligible children
Age 2*	73%
Age 3	88%
Age 4	98%
Age 3 and 4	93%

⁴ Available to families where each parent (or one parent in a single adult household) are earning the equivalent of working sixteen hours per week on the minimum wage up to a maximum of £100,000 each.

The data in the table above is based on Department for Education data in January 2020 revised July 2020, and population by age, *or in case of two year entitlement local data

3 and 4 year old funded entitlement applications

Parents who think they are entitled to a 30 hour extended hours place apply for this online through the Government's Childcare Support website. The same website is used to apply for tax free childcare and parents can apply for either or both. If a parent is eligible, the system creates a code which they can use with their chosen childcare provider. If they are ineligible, they will still be entitled to the universal 15 hours of early education and childcare.

The number of 3 & 4 year old children eligible for a 30 hour place as at end of Spring Term, 31 March 2020 was 1163 of those 79.62% accessed a place*.

*This data is based on live data Thurrock Council for Spring Term 2019.

COVID 19 - Parents have had codes agreed but due to the pandemic have chosen to not send their child to their placement which has had an effect on the numbers of children in a placement. Some of placements also closed due to the pandemic.

This last term it has been agreed to take codes that were submitted late. This applied in particular to our critical workers and affected our data as we paid some codes which were very late.

In addition to this, to minimise the risk to our placements we agreed to match funding from the previous term so no placement had a reduction in funding.

Providers offering funded early education places

Providers are paid directly by government for delivering funded early education. They are not required to offer them to parents, but of course parents may choose to use a different provider if they do not. Some providers offer a restricted number of funded places.

Comparing take up of funded early education over time

Age	2020	2019*	2018*	2017*
Age 2 – targeted	71%	79%	69%	73%
Age 3 and 4	93%	91%	89%	92%

*January Census

Age	2020	2019*	2018*	2017*
Age 2 – targeted	73%	79%	74%	80%
Age 3 and 4	93%	91%	89%	92%

*As at 31.03

Comparisons to other local authorities

Age	Thurrock	Medway	Essex	East of England	England
Age 2 – targeted	71%	54%	69%	71%	69%
Age 3 and 4	93%	91%	97%	94%	94%

Jan census 2020

For 2 year entitlement place take up, nationally of 152 Local Authorities, Thurrock is placed 69 in 2019.

5. Economic regeneration & new housing

Economic regeneration and new homes supply will increase demand for childcare.

It is imperative that new housing developments are taken into account when planning any new early education and childcare places.

The table below indicates the extent of current development in Thurrock broken down by ward. Developments of more than twenty units per development, are noted only.

Ward	Potential Development (of more than 20 units) 0-5 years	
	Planning Permission or ongoing development	Further proposed units as at March 2020
Aveley & Uplands	0	0
Belhus	0	0
Chadwell St Mary	43	343
Chafford & North Stifford	0	0
Corringham and Fobbing	0	750
East Tilbury	0	1000
Grays Riverside	124	0
Grays Thurrock	128	0
Little Thurrock Blackshots	0	75
Little Thurrock Rectory	61	0
Ockendon	230	0
Orsett	0	750
South Chafford	203	0
Stanford East Corringham Town	0	34
Stanford le Hope West	279	0
Stifford Clays	0	0
The Homesteads	0	0
Tilbury Riverside & Thurrock Park	52	161
Tilbury St Chads	0	0
West Thurrock South Stifford	558**	

** In addition as follows

Total 2850 units planned for the new Purfleet Centre.

Total 2500 units planned for Arena Essex project.

Both fall within the West Thurrock South Stifford ward, however the Purfleet Locality requires its designated early years provision, due to the industrial sprawl between West Thurrock and Purfleet.

Supporting economic wellbeing

Accessible and affordable childcare supports families to work and good quality early years experience supports children's cognitive and emotional development, aiding transition between home and the early years setting and improving school readiness. For some families, the need for good quality, accessible and affordable childcare is at

least partially satisfied by informal childcare arrangements such as with family and friends, but for no means all. Single parent households and families without established social structures may not have access to informal childcare. For those that do, informal childcare may not support the social and cognitive outcomes associated with good quality formal early years development and learning.

Supporting children to achieve their potential

In 2008, a Joseph Rowntree report concluded that appropriate childcare could move between 0.17% and 50% of children out of poverty. A 2012 DfE research report evidenced that early education starting at an early age had a direct impact on the attainment of children.

The body of evidence is large and growing; a quality early years experience can boost children’s all-round development, and is particular beneficial for least advantaged children.

The economy

From April 2019 to March 2020, 11.3% of households in Thurrock were defined as workless, this compares to 11.9% in the East region and 13.9% nationally. Employment levels are slightly higher when compared to the regional and national average figure for employment.

Economic activity rates April 2019 to March 2020. Labour Force Survey estimates presented cover the survey reference period ending February 2020, prior to the implementation of the coronavirus (COVID-19) social distancing measures.

All People:	Thurrock	East Region	Great Britain
Economically active	80.8 %	80.5%	79.1%
In employment	76.6%	77.9%	76%
Employees	66.3%	66.5%	64.9%
Self Employed	10.3%	11.2%	10.8%
Unemployed	4.5%	3.2%	3.9%

Economic Inactivity rates April 2018 to March 2019

All People:	Thurrock	East Region	Great Britain
Economically inactive	19.2%	19.5%	20.9%
Wanting employment	12.9%	20.8%	20.8%
Not wanting employment	87.1%	79.2%	79.2%

Earnings by Residence (2019)

	Thurrock £	East Region £	Great Britain £
Gross weekly pay	632.4	610.4	587.0
Hourly pay- excluding overtime	15.42	15.33	14.88

(source- ONS annual population survey, NOMIS)

<https://www.nomisweb.co.uk/reports/lmp/la/1946157204/report.aspx#ps>

6. Prices

Prices of early school years childcare

For early years childcare outside the funded entitlements, we report on average prices per hour, reported to us by settings.⁵ There may be variations to prices based on the number of hours a family uses, with reductions for longer hours, or discounts for sibling groups. There may be additional payments for additional services, e.g. lunch and other meals which are not included in these prices.

Price per hour	Private, voluntary and independent nurseries	School and maintained nursery schools which make charges to parents	Childminders
0 and 1 year olds	£6.79	£N/A	£4.91
2 year olds	£6.13	£4.39	£4.78
3 and 4 year olds	£5.69	£4.63	£4.73

Prices of school age childcare

For school age children during term time, we report on average prices before school per day, after school per day, and for childminding per hour. For holiday childcare, we report on holiday club prices per week.

Setting and price unit	Price
Breakfast club per day	£4.11
After-school club per day	£12.65
School age childminder per hour	£4.69
Holiday club per week	£186.57

Comparing childcare prices over time

Price per hour		Type of childcare		
Age	Year	Private, voluntary and independent nurseries	School and maintained nursery schools which make charges to parents	Childminders
0 and 1	This year	£ 6.79	£ N/A	£ 4.91
	Year -1	£ 6.54	£ N/A	£ 4.92
	Year -2	£ N/A	£ N/A	£ N/A
2	This year	£ 6.13	£ 4.39	£ 4.78.
	Year -1	£ 6.04	£ 4.55	£ 4.97
	Year -2	£ N/A	£ N/A	£ N/A
3 and 4	This year	£ 5.69	£ 4.39	£ 4.73
	Year -1	£ 5.66	£ 4.55	£ 4.65
	Year -2	£ N/A	£ N/A	£ N/A

⁵ Details of how we collect this data are in the methodology section below

7. Quality of childcare in our area

Ofsted inspection grades

All childcare providers must register with and be inspected by Ofsted, who give them an overall grade for the quality of their provision. Childminders and private and voluntary providers are on the Early Years Register, and schools and standalone maintained nursery schools are on the Schools register. The grades for both registers are equivalent. Schools with nurseries have an overall inspection grade for the whole school and most also have a separate early years grade.

Both schools and early years providers have four possible Ofsted grades: ‘outstanding’, ‘good’, ‘requires improvement’, and ‘inadequate’.⁶ Some providers are still awaiting their first full inspection. These providers are excluded from our calculation.

Nursery classes in independent schools do not generally have an Ofsted grade.

Type of provision	Total number of providers with Ofsted inspection judgements	% achieving good or outstanding
Childminders	105	92%
Nursery classes in schools *	27	93%
Maintained nursery schools	0	0%
Private and voluntary nurseries	47	93%
Total	179	93%

* Early years grade if available, otherwise overall school grade (including 2 special schools who admit early years pupils)

Providers with met/not met grade

When providers do not have any children on site at the time of their first inspection, they are given an Ofsted grade of ‘met’ or ‘not met’. This shows whether they are meeting the requirements for Ofsted registration.

Comparisons to other local authorities

% of providers ‘good’ or ‘outstanding’	Thurrock	Medway	Essex	East of England	England
Childminders	92%	97%	96%	96%	96%
Childcare on Non Domestic Premises	93%	98%	96%	96%	97%

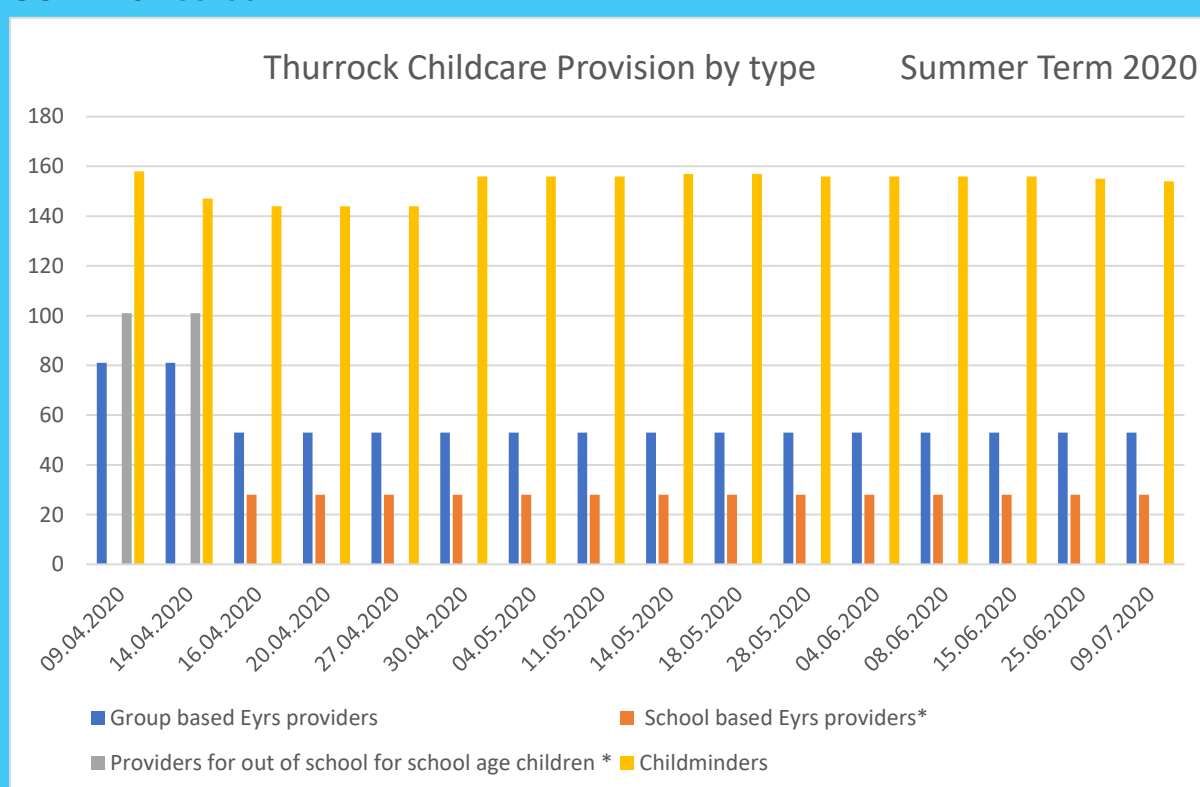
⁶ For more information see <https://www.gov.uk/government/statistics/childcare-providers-and-inspections-as-at-31-march-2020>

8. COVID 19

Sufficiency & COVID19

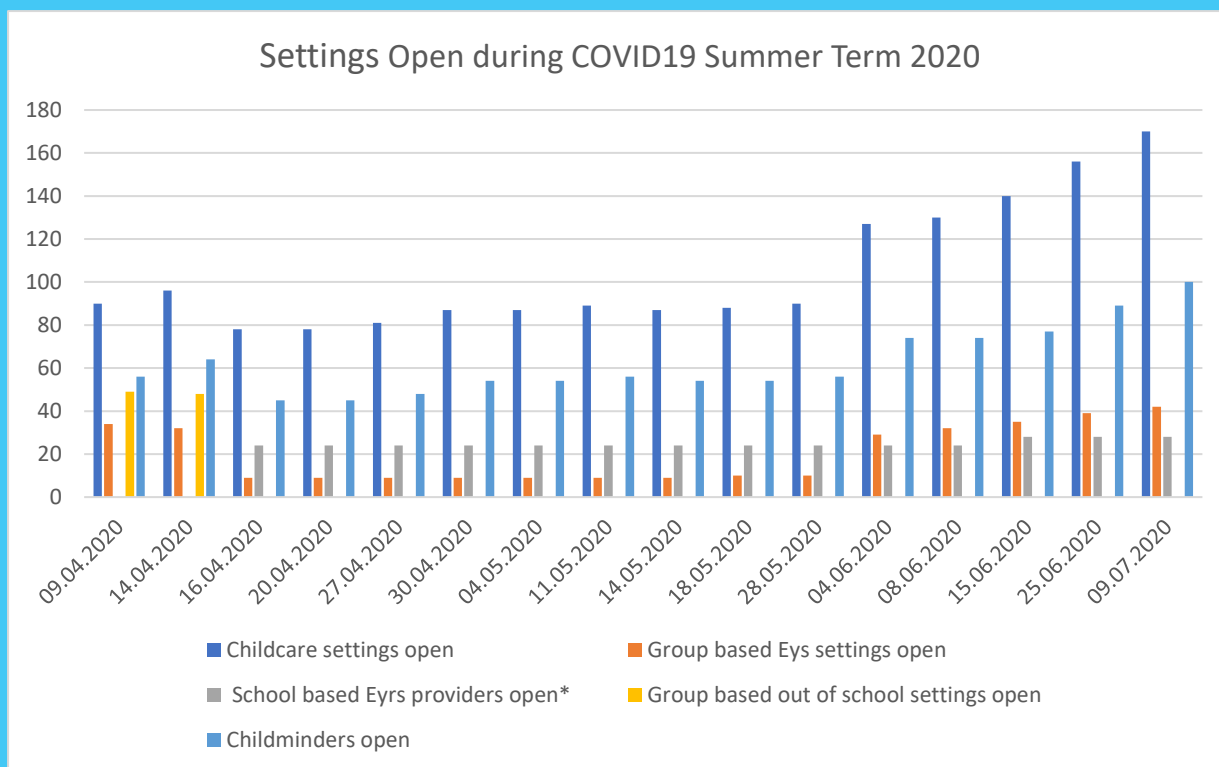
Although the Childcare Sufficiency Assessment for this year covers up to the Spring Term 2020, needless to say we cannot complete any assessment without the mention of the Coronavirus pandemic which has impacted the whole of the U.K. and World so dramatically. Childcare became an important part of the critical worker support during this time, while we must acknowledge the tremendous loss of life and the selfless workers who carried the country through this worrying time. During the whole period of the pandemic, this data represents sufficient places were available to match demand.

The graph below demonstrates the childcare provision in Thurrock prior to the COVID19 Lockdown.

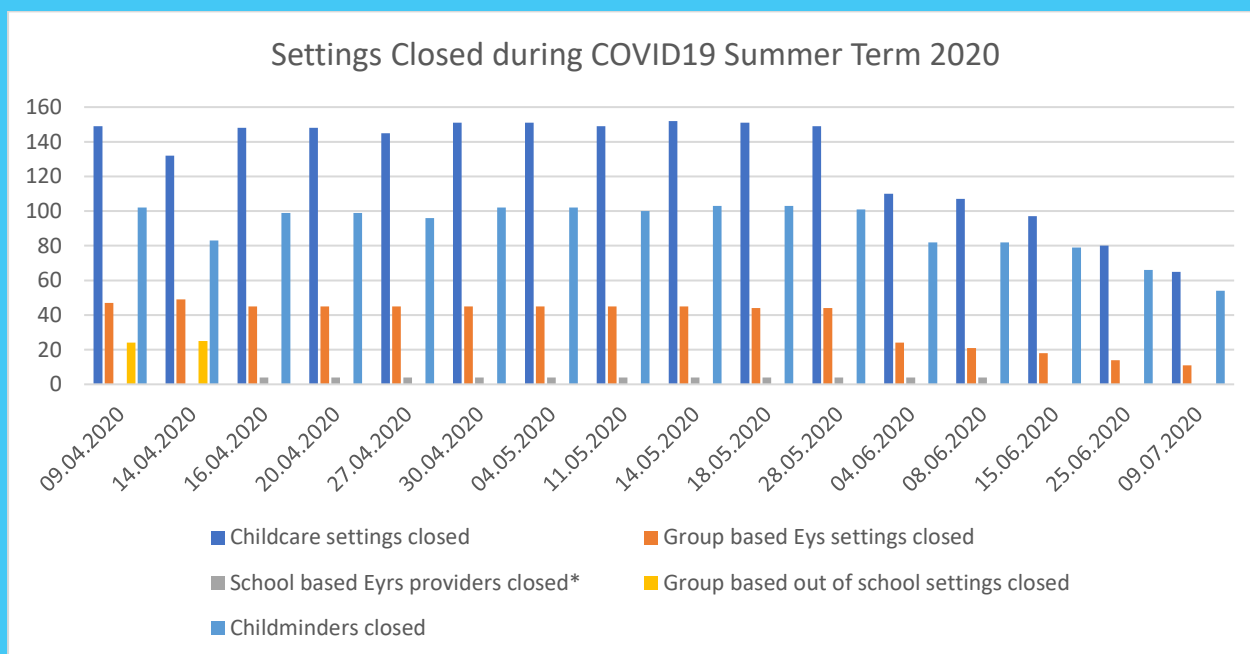


* The DfE modified the data collected from Councils as of 16 April 2020 onwards, they no longer required breakfast club/after school provision included – hence the number of providers looking slightly lower than previously. An additional collection of school based early years provider data was introduced 16 April 2020.

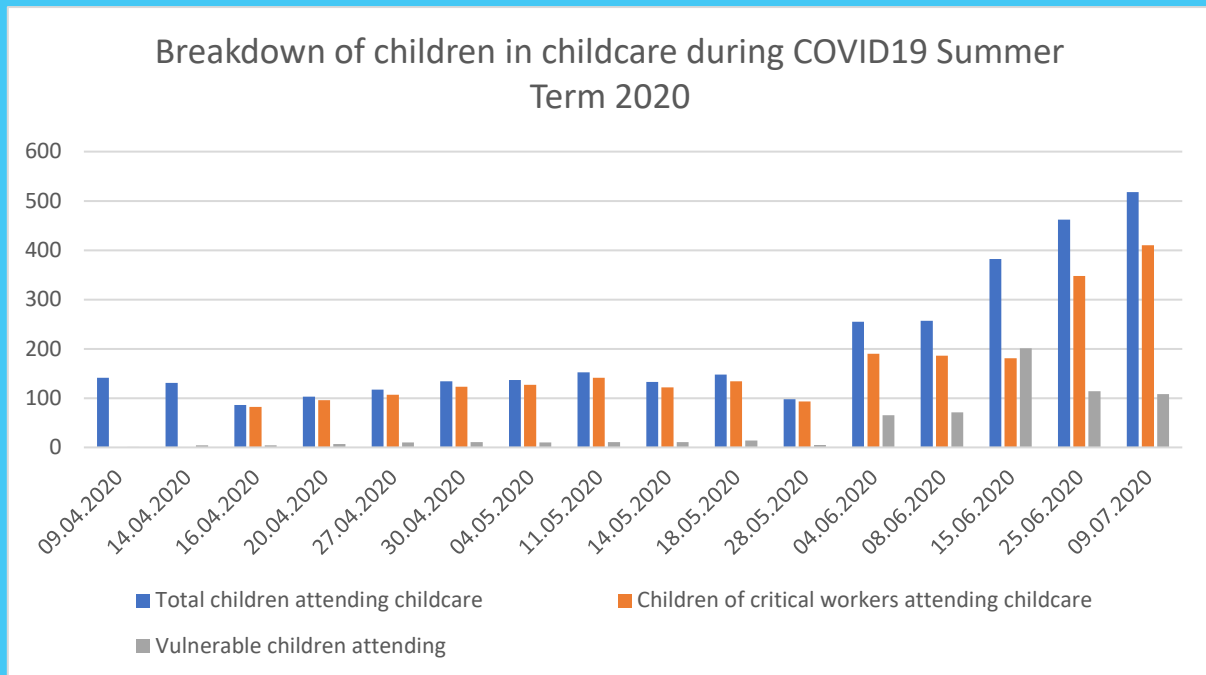
The information on the following page is based on data collected via telephone from childcare settings during the COVID19 outbreak in Summer Term 2020 for Department for Education (DfE), reported as the dates indicated. The lowest number of childcare settings open fell over the two weeks following the Easter weekend, and was due to the fall in childminder provision and group based early years settings open during and immediately after the Easter Holiday. It was at this time the school based early year’s provider data started to be collected.



The information below shows a peak average of 151 providers closed during the six weeks commencing 30 April to 28 May 2020. From that point the data demonstrates the return of settings opening.



The information on the following page demonstrates the breakdown of children accessing provision in regards to children of critical workers and vulnerable children against the overall total of those accessing. For the majority of the pandemic, vulnerable children were less likely to be accessing provision. It's not until the beginning of June we see uptake of vulnerable children places grow alongside children of critical workers.



9. Methodology

- Number of children: based on population projections from <https://www.ons.gov.uk/peoplepopulationandcommunity/populationandmigration/populationprojections/bulletins/subnationalpopulationprojectionsforengland/2016based>
Figure 6: Population age structure by single year of age and sex for local authorities, counties, regions and England as a whole, mid-2016 to mid-2041
- Children with EHC plans: based on data held by Thurrock Council
- Supply of childcare: based on data provided to us by Ofsted who regulate early years provision in schools and childcare provision, and Thurrock Council data. In some cases, we have supplemented this with local intelligence where providers are not registered with Ofsted.
- Vacancy rates: This data is not available for this Assessment
- Childcare for parents working atypical hours: data held by Thurrock Council
- Funded early education: data on take up of funded early education entitlements is based on the Early Years and Schools Censuses, which are taken every January and published by the Department for Education in the statistical collection *Education provision: children under five years of age*. Data on entitlement to a funded early education place for 2 year olds is provided by the Department for Work and Pensions and local authority data
- Price of childcare: Collected by Provider Audit Spring Term 2020
- Quality of childcare: data on childcare quality is provided by Ofsted.
- Data from providers and parents: This has not been undertaken in time for this Assessment as we have changed our Survey Portal during the Assessment period

Other formats and languages

For a large print, Braille, disc, sign language video or audio-tape version of this document, please contact us at the address below:

Public Liaison Unit

Greater London Authority

City Hall

The Queen's Walk

More London

London SE1 2AA

Telephone **020 7983 4000**

www.london.gov.uk

You will need to supply your name, your postal address and state the format and title of the publication you require.

If you would like a summary of this document in your language, please phone the number or contact us at the address above.